






2021 POST-SECONDARY EDUCATION TRANSITION FAIR

Created for Students with IEPs and 504 Plans

Welcome!

- Step 1: Listen to the introduction to the fair then click  on the screen to advance to the next slide.
- Step 2: Listen to the directions for the fair then click  on the screen to advance to the next slide.

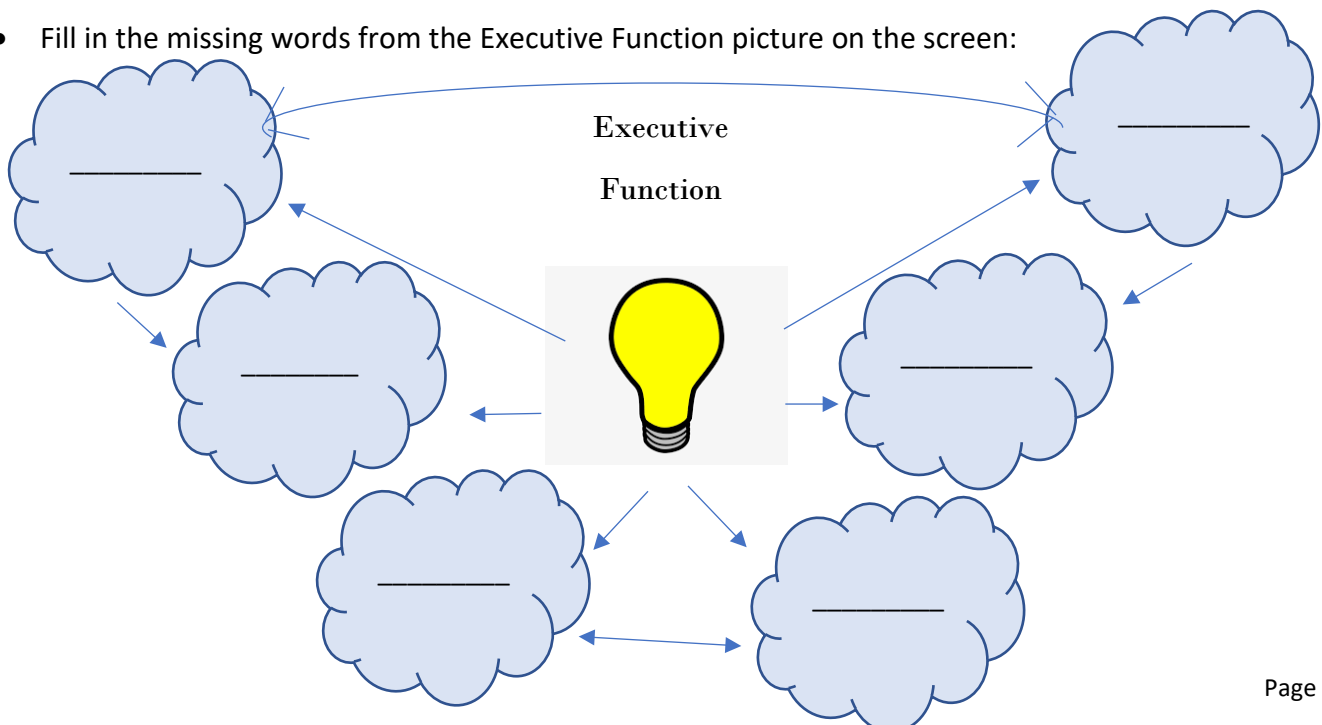
Main Hall

- Step 1: Listen to the directions for the grade level Main Hall sessions.
- Step 2: Click on your grade level door to enter the sessions. 

12TH GRADE SESSIONS PACKET

College Success Skills

- What was the name of the presenter? _____
- Fill in the missing words from the Executive Function picture on the screen:



- What is the name of the book Ms. Jackson mentioned? _____

Thinking about those 5 important core skills what are your areas of strength or need? Answer the following questions in your own opinion. After you have answered the questions, discuss your answers with your teacher.

Focus & Attention

- How do you manage stress? _____
- Are you distracted easily? _____

Planning & Organization

- Would “Chunks and Breaks” be helpful to you in school? _____
- Is your workspace organized at school? At home? At work? _____
- Do you have difficulty “getting started” on a project? _____
- When given a project or assessment, do you manage your time so that you complete everything on time or save time to study? _____

Cognitive Flexibility

- Is change or re-direction difficult for you or do you like to try new things or be critiqued?

Emotional Regulation

- Can you identify your emotions? Do you have difficulty trying again or do you give up?

Impulse Control

- Have you ever been asked to multitask? _____
- Was it difficult or easy for you? _____
- How did you plan to complete the task? _____
- To achieve success, you should create a goal. What goal would you set for yourself?

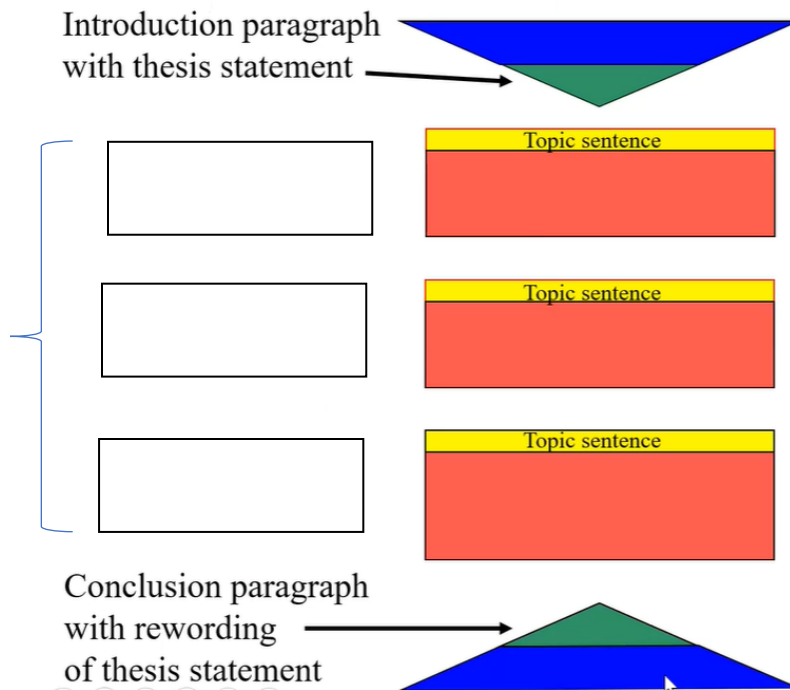
College Essay Hints

- What was the presenter's name? _____
- Check out this website for additional information on college essays: www.commonapp.org
- Possible Essay Prompts

| Type of Essay | What would you include in this essay? |
|----------------------------|---------------------------------------|
| Background Essay | |
| Obstacle Essay | |
| Challenge Essay | |
| Thankful Essay | |
| Personal Growth Essay | |
| Topic of Your Choice Essay | |

Setting Up Your Essay

- Fill in the 3 missing pieces of information:



- Thesis Statement

- Activity:

- Fill in what you would say in the following thesis examples.

| |
|---|
| <p>Interest:</p> <p>_____ is a meaningful interest of mine for three reasons.</p> |
| <p>Talent:</p> <p>_____ is a meaningful talent of mine for two reasons.</p> |
| <p>Challenge:</p> <p>I faced a challenge related to _____ and I learned from the experience in a few ways.</p> |

- Click on the handout folder and explore the additional handouts provided by the presenter.
- Take on the Challenge!
 - Choose one of the essay prompt ideas and write your first essay for college. Have your teacher work with you to help proofread your work.

OVR

The Pennsylvania Office of Vocational Rehabilitation offers supportive services to individuals with disabilities. Open the link to find information about OVR.

- OVR One Pager – Who is OVR?

| | |
|---|----|
| Look at the Pennsylvania Office of Vocational Rehabilitation “One Pager.” What are the steps to begin this service? | |
| 1. | 4. |
| 2. | 5. |
| 3. | |

- OVR Brochure (only fill the county where you live)
 - If you live in Lancaster County, locate the York BVRS office contact information. Find the following information to fill in the chart:

| | |
|--|--|
| Address: | |
| Phone #: | |
| 800 Phone #: | |
| Video Phone #: | |
| Who could you share this information with? | |

- If you live in Lebanon County, locate the Harrisburg BVRS office contact information. Find the following information to fill in the chart:

| | |
|--|--|
| Address: | |
| Phone #: | |
| 800 Phone #: | |
| Video Phone #: | |
| Who could you share this information with? | |

- Have you ever invited OVR to your IEP meeting? (Hint: Ask your teacher if you are not sure.)

| | |
|--|---|
| | Yes |
| | No |
| | I would like to learn more about this person. |

How to Ask for Accommodations

- What does ADA stand for? A _____ D _____ A _____. This is a law that prohibits discrimination against individuals with disabilities in all areas of public life, including jobs, schools, transportation, and all public and private places that are open to the general public.
- Think about the accommodations that are in your IEP (ask your teacher if you do not know what accommodations are in your IEP). Which accommodations would you need in a work setting?
 - _____
 - _____
 - _____
 - _____

Planning for the Future Checklist

- Look at the Planning for the Future Checklist.
 1. Do you already have a Planning for the Future Checklist in your IEP? If not, ask for permission to print this page.
 2. Take this form home and share it with your family. If they have questions about the information found on this checklist, schedule a meeting with your teacher.
 3. As the directions state, use this checklist as a discussion guide for your next IEP meeting.

Order of Selection and Online Application Instructions

- If you are interested in working with OVR to find and maintain employment, ask your teacher if you may print this form out.
- Share this form with your parent or guardian.

Stress Management

- What was the name of the presenter? _____

A's and B's affect the P's

A _____ and B _____ affect your P _____!

- Fill in the blanks for the words that describe and support Attitude:

A= _____

T= _____

T= _____

I= _____

T= _____

U= _____

D= _____

E= _____

Contact Information

Pam Overmeyer (717) 606-1813, pamela_overmeyerr@iu13.org

Early Childhood &
Special Education
Services **iu13**

1020 New Holland Avenue | Lancaster, PA 17601 | 717-606-1600 | www.iu13.org