






# 2021 POST-SECONDARY EDUCATION TRANSITION FAIR

*Created for Students with IEPs and 504 Plans*

## Welcome!

- Step 1: Listen to the introduction to the fair then click  on the screen to advance to the next slide.
- Step 2: Listen to the directions for the fair then click  on the screen to advance to the next slide.

## Main Hall

- Step 1: Listen to the directions for the grade level Main Hall sessions.
- Step 2: Click on your grade level door to enter the sessions. 

---

## 9<sup>TH</sup> GRADE SESSIONS PACKET

### Participating in Your IEP

- What was the name of the presenter? \_\_\_\_\_
- What are your strengths and needs?

Strengths	Needs

- What is an IEP? \_\_\_\_\_
- Do you have an IEP or a 504 Plan (hint: ask your teacher)? \_\_\_\_\_
- At the IEP meeting what will you talk about? \_\_\_\_\_  
\_\_\_\_\_  
\_\_\_\_\_
- What does the word to “self-advocate” mean? \_\_\_\_\_  
\_\_\_\_\_
- Give examples of how you could advocate for yourself in school.
  - \_\_\_\_\_
  - \_\_\_\_\_
- Do you attend your own IEP meeting in high school? \_\_\_\_\_
- Do you understand what your disability is? \_\_\_\_\_
- What services or accommodations do you have in high school (hint: ask your teacher)?
  - \_\_\_\_\_
  - \_\_\_\_\_
  - \_\_\_\_\_
- What accommodations do you think will help you be successful in college?
  - \_\_\_\_\_
  - \_\_\_\_\_
- What is the name of the office you need to contact to discuss your strengths and needs?  
D \_\_\_\_\_ S \_\_\_\_\_ O \_\_\_\_\_

# Academic Expectations

- What was the name of the presenter? \_\_\_\_\_
- Name 2 changes between high school and college:

High School	College
1.	1.
2.	2.

- What is a syllabus?  
\_\_\_\_\_
- List examples that will help you with time management:
  - \_\_\_\_\_
  - \_\_\_\_\_
- Thinking about your own behavior, do you feel that you could sit and focus for 60, 90 or 120 minutes in class?

Yes	No
This is why I answered Yes:  	This is why I answered No:  

- What questions would you ask a college you are interested in attending?
  - \_\_\_\_\_
  - \_\_\_\_\_
  - \_\_\_\_\_

- After hearing about your “rights and responsibilities” at college, who should you check in with to make sure all your accommodations discussed will transfer to the school?

- \_\_\_\_\_

- Name the 7 places to know about at college:

1.
2.
3.
4.
5.
6.
7.

- Write down 3 resources to check out at another time:

1.
2.
3.

# OVR

The Pennsylvania Office of Vocational Rehabilitation offers supportive services to individuals with disabilities. Open the link to find information about OVR.

- OVR One Pager – Who is OVR?

Look at the Pennsylvania Office of Vocational Rehabilitation “One Pager.” What are the steps to begin this service?	
1.	4.
2.	5.
3.	

- OVR Brochure

- If you live in Lancaster County, locate the York BVRs office contact information. Find the following information to fill in the chart:

Address:	
Phone #:	
800 Phone #:	
Video Phone #:	
Who could you share this information with?	

- If you live in Lebanon County, locate the Harrisburg BVRs office contact information. Find the following information to fill in the chart:

Address:	
Phone #:	
800 Phone #:	
Video Phone #:	
Who could you share this information with?	

- Have you ever invited OVR to your IEP meeting? (Hint: Ask your teacher if you are not sure.)

	Yes
	No
	I would like to learn more about this person.

## How to Ask for Accommodations

- What does ADA stand for? A \_\_\_\_\_ D \_\_\_\_\_ A \_\_\_\_\_. This is a law that prohibits discrimination against individuals with disabilities in all areas of public life, including jobs, schools, transportation, and all public and private places that are open to the general public.
- Think about the accommodations that are in your IEP (ask your teacher if you do not know what accommodations are in your IEP). Which accommodations would you need in a work setting?

## Planning for the Future Checklist

- Look at the Planning for the Future Checklist.
  1. Do you already have a Planning for the Future Checklist in your IEP? If not, ask for permission to print this page.
  2. Take this form home and share it with your family. If they have questions about the information found on this checklist, schedule a meeting with your teacher.
  3. As the directions state, use this checklist as a discussion guide for your next IEP meeting.

## Order of Selection and Online Application Instructions

- If you are interested in working with OVR to find and maintain employment, ask your teacher if you may print this form out.
- Share this form with your parent or guardian.

# Stress Management

- What was the name of the presenter? \_\_\_\_\_

A's and B's affect the P's

A \_\_\_\_\_ and B \_\_\_\_\_ affect your P \_\_\_\_\_!

- Fill in the blanks for the words that describe and support Attitude:

A= \_\_\_\_\_

T= \_\_\_\_\_

T= \_\_\_\_\_

I= \_\_\_\_\_

T= \_\_\_\_\_

U= \_\_\_\_\_

D= \_\_\_\_\_

E= \_\_\_\_\_

## Contact Information

Pam Overmeyer (717) 606-1813, [pamela\\_overmeyer@iu13.org](mailto:pamela_overmeyer@iu13.org)